



BOLIN ELECTRICAL CO.,LTD

PS-410AP AIR PURIFIER SPECIFICATION

2019.09.18



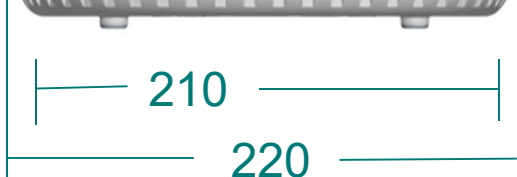


PRODUCT SIZE

UNIT:mm



410



210

220



PRODUCT
VIEWS:

FRONT




BACK






PRODUCT
VIEWS:

LEFT



RIGHT





PRODUCT

VIEWS:



TOP



BOTTOM





PRODUCT SPECIFICATION

- FUNCTION 1: THE MAIN BODY IS MADE OF ABS 94HB MATERIAL, AND THE SURFACE IS MADE OF FROSTED,
- FUNCTION 2: CENTRIFUGAL NINE-BLADE FAN DESIGN, OUTPUT POWERFUL WIND FOR THE PURIFICATION SYSTEM,
- FUNCTION 3: 24V BRUSHLESS DIRECT CURRENT MOTOR WITH PWM AUTOMATIC SPEED REGULATION AND FG NEGATIVE FEEDBACK
- FUNCTION 4: PCBA CIRCUIT BOARD WITH MANUAL MODE AND AUTOMATIC MODE(INFRARED SENSOR TO ADJUST FAN SPEED)
- FUNCTION 5: THE TOP IS A DIGITAL DISPLAY,WHICH IS MORE INTUITIVE, THE DISPLAY CONTENT INCLUDES TEMPERATURE, HUMIDITY, PM2.5 VALUE AND TIPS FOR REPLACING THE FILTER THE FILTER, ETC....





PRODUCT SPECIFICATION

- FUNCTION 6: PM2.5 SENSOR DETECTOR
- FUNCTION 7: THERE IS A TEMPERATURE/HUMIDITY SENSOR INSIDE, WHICH CONSTANTLY SENSES THE TEMPERATURE/HUMIDITY VALUE IN THE AIR AND DISPLAYS IT ON THE DISPLAY.
- FUNCTION 8: THE FILTER MESH IS FOLDED AND HAS A THREE-LAYER, THE FIRST LAYER IS THE PRIMARY COTTON FILTER AND THE SECOND LAYER IS THE HEPA FILTER, THE THIRD LAYER IS A COCONUT WHELL ACTIVATED CARBON LAYER, BOTTOM INSTALLATION.
- FUNCTION 9: EXTERNAL POWER ADAPTER, 100-240V/50-60Hz INPUT, 24V/0.6A OUTPUT



DISPLY FUNCTION CHART



PRODUCT OPERATION INSTRUCTIONS



1. POWER ON/OFF KEY:STANDBY RED LIGHT FLASH,PRESS TO START (WHITE LIGHT), WIND SPEED1, DIGITAL DISPLAY STSRT, ETC..



2. FILTER RESET FUNCTION: LONG PRESS TO RESET THE FILTER LIFE TIME,PRESS THE NUMBER TO DISPLAY THE USE TIME,



3. AUTOMATIC MODE FUNCTION: PRESS TO ENTER THE AUTOMATIC MODE, PM2.5 SENSOR CAN SENSE THE DUST QUALITY OF THE AIR TO AUTOMATICALLY ADJUST THE WIND SPEED, THE AIR DUST QUALITY IS GOOD: THE WIND SPEED IS IN 1ST GEAR,BRIGHT GOOD LAMP;THE AIR DUST QUALITY IS MILDLY POLLUTED: THE WIND SPEED IS 2ED GEAR ,BRIGHT NORAML LIGHT; AIR DUST QUALITY HEAVY POLLUTION, WIND SPEED IN 3TH GEAR, BRIGHT BAD LIGHTS.

PRODUCT OPERATION INSTRUCTIONS



4. MANUAL MODE FUNCTION: AFTER EXITING THE AUTOMATIC OR SLEEP MODE, THE MACHINE ENTERS THE MANUAL MODE AND CLICK THE 1-3 WIND SPEED CYCLES.

①

②

③



5. SLEEP MODE FUNCTION: PRESS THE MACHINE TO ENTER THE SLEEP STATE, THE WIND SPEED IS 1ST GEAR, THE DIGITAL DISPLAY IS OFF, AND THE LIGHT IS DIMMED.



6. TIMING FUNCTION: PRESS ONCE TO SET THE TIMING CLEANING PERIOD OF 2-4-8 HOURS

②H

TIMED OFF FOR 2 HOURS

④H

TIMED OFF FOR 4 HOURS

⑧H

TIMED OFF FOR 8 HOURS



TEMPERATURE/HUMIDITY



PM2.5 DISPLAY